



Interior water dispenser with filter

CRESCENT ICE

UHCR115
No Drain Required

1 Class

• 15" SS P B W

- White interior
- No lighting
- Pivot hinge
- Crescent shaped cubes
- Produces 25 lbs. of ice per day
- Stores up to 25 lbs. of ice
- Manual defrost is required

CLEAR ICE

UHCL115 No Pump
UHCP115 with Pump

1 Class

• 15" SS P B W

U-3018CLR-00 No Pump
U-3018CLR-40 with Pump

3000 Series

• 18" SS P

- White interior
- LED lighting
- Pivot hinge
- U-Choose™ feature offers multiple levels of ice fullness
- Produces 55 lbs. of ice per day
- Stores up to 25 lbs. of ice
- Easy clean process only lasts 45 minutes
- **Brightshield™ Antimicrobial Lighting - Available on Following Models:**
UHCP115-IS81A
UHCP115-SS81A

- Black interior
- LED lighting
- Articulating hinge

NUGGET ICE

UHNB115 No Pump
UHNP115 with Pump

1 Class

• 15" SS P

- White interior
- LED lighting
- Soft close articulating hinge
- U-Choose™ feature offers multiple levels of ice density
- Produces 90 lbs. of ice per day
- Stores up to 30 lbs. of ice
- Easiest nugget ice machine cleaning process in the industry

UHNB315 No Pump
UHNP315 with Pump

3 Class

• 15" SS P

- Black interior
- Blue and white LED lighting options
- **Brightshield™ Antimicrobial Lighting - Available on Following Models:**
UHNP315-IS81A
UHNP315-IS18A

For nugget ice water requirements, visit u-line.com/waterfilters



2 year warranty when you register within 60 days, 5 year sealed system parts



CRESCENT ICE

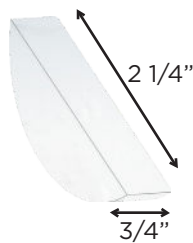
Long lasting, durable ice in a unique shape to keep things cold

UNIQUE SHAPE

- U-Line crescent ice cubes are half moon shaped which allows them to create exceptional liquid displacement because they do not pack together in a glass

LONG LASTING

- Crescent ice cubes are hard and long lasting
- Beverages are not diluted quickly



Approximate Cube Size:
1/2"W x 3/4"H x 2 1/4"L



CLEAR ICE

Restaurant quality ice in the comfort of your home to keep drinks cold

PURITY

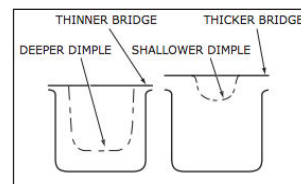
- U-Line technology removes air bubbles and impurities so contaminants do not freeze in the cubes

TASTELESS

- Clear ice is most commonly used in restaurants because it is tasteless
- Ice that is tasteless does not detract from the flavor of the beverage it is in

ICE ADJUSTMENT

- Industry exclusive U-Choose™ feature offers multiple levels of ice fullness (deeper dimple to shallower dimple)



Multiple Levels of Ice Fullness

Approximate Cube Size:
7/8"W x 7/8"H x 7/8"L



NUGGET ICE

High-quality, versatile ice to suit every taste

TEXTURE


- It's soft and chewy: it's the most satisfying and easy to chew type of ice
- Stays intact longer than crushed ice, getting softer over time, but not melting as quickly as crushed ice

ADVANCED COOLING

- Rapid cooling of beverage
- Absorbs the flavor of the beverage

ICE ADJUSTMENT

- Industry exclusive U-Choose™ feature allows users to select from multiple levels of ice density, from dense and compact to soft and chewable



Multiple Levels of Ice Density

Approximate Cube Size:
3/4"L x 1/2"H

