



BERTAZZONI HOOD LINEUP

size

SLIDE OUT
(400CFM)

CHIMNEY
(600 CFM)

WALL MOUNT CANOPY

24"



KTV24XV



KCH24XV



KU24PRO1XV
(400 CFM)



KU24PRO1X/14
(600 CFM)

30"



KTV30XV



KCH30XV



KU30PRO1XV
(400 CFM)




KU30PRO1X/14
(600 CFM)

36"



KCH36XV



KPH36XT
KPH362XT



KU36PRO1XV
(400 CFM)



KU36PRO1X/14
(600 CFM)
KU36PRO2X/14
(1200 CFM)

48"



KPH48XT
KPH482XT











KU48PRO1X/14
(600 CFM)
KU48PRO2X/14
(1200 CFM)

* More duct covers listed on price sheet
Effective 1/10/24



BERTAZZONI HOOD LINEUP

| size | LINERS | DESIGN SERIES WALL | ISLAND | CONTEMPORARY | HERITAGE SERIES |
|------|--|---|---|---|---|
| 30" |  KIN30XV (560 CFM) |  KT30XT |  KG30X |  KMC30X | |
| |  KIN30XT (600 CFM) | | | | |
| 36" |  KIN36XV (560 CFM) |  KT36XT |  KG36X |  KMC36X |  K36HERTX + KC36HERTX |
| |  KIN36XT (1200 CFM) | |  KT48XT |  KT42XT (42") | |
| 48" |  KIN48XT (1200 CFM) | |  KG48X |  KMC48X |  K48HERTX + KC48HERTX |
| | | | <div style="border: 1px solid black; padding: 5px; text-align: center;"> Color <input checked="" type="checkbox"/> (CA) </div> <p style="color: red; font-size: small;">Only available on KT models</p> | <div style="border: 1px solid black; padding: 5px; text-align: center;"> Color <input checked="" type="checkbox"/> (NE) <input type="checkbox"/> (BI) </div> <p style="color: red; font-size: small;">Color finishes available - upcharge of \$200</p> | <div style="border: 1px solid black; padding: 5px; text-align: center;"> Color <input checked="" type="checkbox"/> (NE) <input type="checkbox"/> (AV) </div> <p style="color: red; font-size: small;">Must order base + canopy for complete unit</p> |

FEATURES

- Touch glass panel control on KG models
- Stainless electronic controls on K models
- 600 CFM

FEATURES

- Baffle filters
- 600 CFM